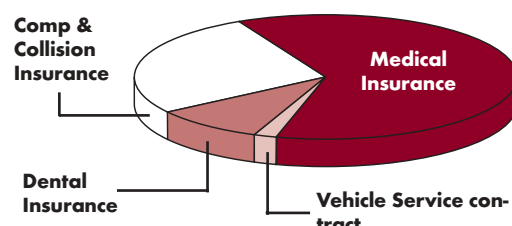


You Deserve "Peace of Mind"

Statistics show that ...

- The average consumer drives their car longer and further than ever before
- The vehicle is still the second largest investment in most households
- You are more likely to use your service contract than other forms of protection
- You depend on your vehicle!

How much will you spend on the following types of protection over the next 5 years?



The following list describes some of the parts covered under the plan you have chosen to purchase

Over 1295 Items

ENGINE & INTERNAL PARTS

PART	
CYLINDER BLOCK	0001
CYLINDER BLOCK WELSH PLUG	0002
CYLINDER HEAD	0003
CYLINDER HEAD GASKET	0004
CYLINDER HEAD COVER	0005
CYLINDER HEAD WELSH PLUG	0006
INTAKE VALVE SEAT	0007
EXHAUST VALVE SEAT	0008
OIL PAN	0009
OIL PAN GASKET	0010
OIL PAN DRAIN PLUG	0011
DIPSTICK	0012
FRONT ENGINE MOUNT	0013
FRONT MOUNT BRACKET	0014
CENTER MEMBER	0015
ENGINE MOUNT ACTUATOR ASSY	0016
REAR ENGINE MOUNT	0017
ROLL DAMPER ENGINE MOUNT	0018
REAR MOUNT BRACKET	0019
TIMING BELT	0020
PISTON & PIN SET	0021
PISTON RINGS	0022
CONNECTION ROD & CAP SET	0023
CONNECTION ROD BEARINGS	0024
PISTON OIL JET	0025
CRANKSHAFT	0026
MAIN BEARINGS	0027
REAR MAIN SIDE CAP SEAL	0028
CRANKSHAFT PULLEY	0029
CRANKSHAFT	0030
CAMSHAFT BUSHING (OHV)	0031
FUEL PUMP CAM	0032
CRANKSHAFT GEAR	0033
CAMSHAFT SPROCKET	0034
SPROCKET ASSY - VTC	0035
TIMING CHAIN	0036
FRONT COVER	0037
CRANKSHAFT FRONT OIL SEAL	0038
CAMSHAFT OIL SEAL	0039
COVER GASKET	0040
WATER INLET	0041
LIFTER GUIDE	0042
CHAIN TENSIONER	0043
TIMING CHAIN OIL JET	0044
CHAIN TENSIONER SIDE GUIDE	0045
BALANCE SHAFT	0046
BALANCE SHAFT OIL SEAL	0047
BALANCE SHAFT GEAR	0048
INTAKE VALVE	0049
EXHAUST VALVE	0050
VALVE SPRING	0051
VALVE SPRING SEAT	0052
VALVE OIL SEAL	0053
VALVE SPRING RETAINER	0054
VALVE GUIDE	0055
VALVE LIFTER	0056
VALVE PIVOT (L-ENGINE)	0057
ROCKER SHAFT	0058
VALVE ROCKERSHAFT SPRING	0059
VALVE ROCKER ARM	0060
VALVE ROCKER COVER	0061
ROCKER COVER GASKET	0062
TIMING CHAIN REAR COVER	0063
FRONT COVER GASKET	0064
DUST COVER	0065
EGR PASSAGE	0066
OIL PUMP DRIVE GEAR	0067
OIL STRAINER	0068
DIPSTICK TUBE	0069
OIL FILLER CAP	0070
COVER PLATE/GASKET	0071
BELT TENSIONER	0072
VTC SOLENOID ASSY	0073
WATER OUTLET GASKET	0074
THERMOSTAT HOUSING GASKET	0075
A/T AIR GUIDE	0076
OIL PUMP	0077
OIL PUMP GASKET	0078
OIL PUMP DRIVE SPINDLE	0079
OIL PUMP REGULATOR VALVE	0080
OIL FILTER BRACKET	0081
FILTER BRACKET GASKET	0082
OIL FILTER RELIEF VALVE	0083
OIL FILTER REGULATOR VALVE	0084
WATER PUMP	0085
WATER PUMP GASKET	0086
WATER PUMP/FAN PULLEY	0087
FAN BLADE	0088
FAN COUPLING ASSY	0089
OIL COOLER PIPE	0090
OIL COOLER-FIN TYPE	0091
OIL COOLER RADIATOR TYPE	0092
OIL COOLER PROTECTOR	0093
OIL COOLER GASKET	0094
RADIATOR	0095
RADIATOR CAP	0096
RADIATOR SHROUD	0097
RADIATOR DRAIN COCK	0098
INJECTOR BLOWER MOTOR	0099
BLOWER MOTOR INLET	0100
BLOWER MOTOR BRACKET	0101
BLOWER MOTOR AIR DUCT	0102
RESERVOIR TANK	0103
RESERVOIR TANK BRACKET	0104
THERMO SWITCH	0105
RADIATOR FAN MOTOR	0106
COOLANT TEMP SENSOR	0107
RADIATOR FAN RELAY	0108
OIL PRESSURE SENDING UNIT	0109
OIL PRESSURE SWITCH	0110
BLOWER MOTOR	0111
BOOST CONTROL VALVE	0112
PURGE CONTROL VALVE ASSY	0113
VAPOR CANISTER ASSY	0114
CARBON CANISTER	0115
EPC VALVE	0116
CARBURETOR	0117
CHOKE CHAMBER	0118
JET/AIR BLEEDS	0119
ALTITUDE COMPENSATOR	0120
POWER VALVE	0121
FLOAT	0122
NEEDLE VALVE	0123
AIR-FUEL RATIO SOLENOID	0124
ENRICHMENT SOLENOID	0125
FUEL CONNECTOR	0126
THROTTLE CHAMBER	0127
CARBURETOR LINKAGE	0128
ACCELERATOR PUMP	0129
THROTTLE RETURN SPRING	0130
DASH POT	0131
THROTTLE POSITIONER	0132
IDLE SPEED CONTROL	0133
SERVO DIAPHRAGM	0134
DIAPHRAGM CHAMBER	0135
THROTTLE CONTROL DIAPHRAGM	0136
IDLE COMPENSATOR	0137
ACCELERATOR TERMINAL	0138
FLOAT CHAMBER GASKET	0139
AIR CLEANER ASSY	0140
VACUUM MOTOR ASSY	0141
IDLE COMPENSATOR TUBE	0142
HOT AIR DUCT	0143
AIR DUCT ASSY	0144
AIR TEMP SENSOR	0145
RESONATOR	0146
EXHAUST MANIFOLD COVER	0147
FUEL PUMP CONTROL UNIT	0148
FUEL PUMP	0149
ELECTRIC FUEL PUMP	0150
FUEL PUMP CHECK VALVE	0151
FUEL PUMP GASKET	0152
FUEL CONNECTOR	0153
FUEL TANK	0154
FUEL FILLER NECK	0155
FUEL FILLER CAP	0156
FUEL TANK DRAIN PLUG	0157
FUEL CHECK VALVE	0158
O-RING	0159
BREATHER VALVE	0160
EVAPORATOR SHUT-OFF VALVE	0161
VACUUM CUT VALVE	0162
VAPOR VENT LINE	0163
ACCELERATOR ARM	0164
ACCELERATOR BRACKET	0165
PEDAL STOPPER BRACKET	0166
ACCELERATOR WIRE	0167
BALL JOINT ASSY	0168
RETURN SPRING	0169
TORSION SHAFT ASSY	0170
SHAFT SUPPORT	0171
MH WATER TEMP SWITCH	0172
MIXTURE HEATING RELAY	0173
WATER TEMP SENSOR	0174
ECC MAIN RELAY	0175
DROPPING RESISTOR	0176
ECC CONTROL UNIT	0177
CRANKSHAFT POS. SENSOR (REF)	0178
VACUUM CONTROL MODULATOR	0179
FUEL TANK SENSOR	0180
VACUUM SENSOR	0181
FUEL CUT-OFF SWITCH	0182
AUTO CHOKE RELAY	0183
FRESH AIR DUCT	0184
INTAKE MANIFOLD	0185
EXHAUST MANIFOLD	0186
LOWER MANIFOLD COLLECTOR	0187
MANIFOLD COLLECTOR	0188
INTAKE MANIFOLD SUPPORT	0189
LOWER COLLECTOR GASKET	0190
MANIFOLD GASKET	0191
WATER INLET PIPE	0192
COLLECTOR GASKET	0193

PART

EXHAUST MANIFOLD COVER	0194
HEAT SHROUD	0195
TURBOCHARGER	0196
TURBOCHARGER GASKET	0197
EXHAUST OUTLET	0198
EXHAUST OUTLET COVER	0199
GASKET	0200
HEAT INSULATOR	0201
INLET TUBE GASKET	0202
EMERGENCY RELIEF VALVE	0203
RE-CIRCULATION VALVE	0204
INTERCOOLER ASSY	0205
MANIFOLD CONNECTOR	0206
CONNECTOR & GASKET	0207
FRONT EXHAUST GASKET	0208
CONVERTER GASKET	0209
EXHAUST GAS SENSOR	0210
OIL TEMP SENSOR	0211
FLOOR INSULATOR	0212
REAR MAIN SEAL	0213
FLYWHEEL ASSY	0214
DRIVE PLATE ASSY	0215

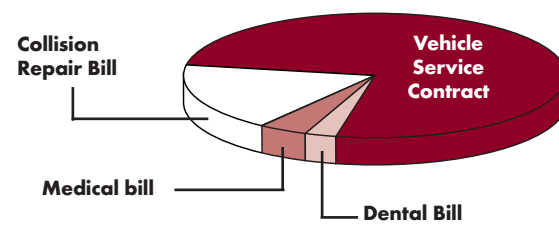
TRANSMISSION, TRANSAXLE & TRANSFER CASE

PART	
DIFFERENTIAL OIL COOLER	0216
DROPPING RESISTOR	0217
CIRCUIT BREAKER	0218
O.D. CANCEL/POWER SWITCH	0219
SHIFT PATTERN SELECT SWITCH	0220
TRANSFER RELAY	0221
KICKDOWN SWITCH	0222
INTERLOCK CONTROL UNIT	0223
TRANSFER CONTROL UNIT	0224
A/T CONTROL UNIT	0225
O.D. INDICATOR SWITCH	0226
VACUUM MODULATOR	0227
OIL LEVEL GAUGE	0228
TORQUE CONVERTER	0229
CONVERTOR HOUSING	0230
CONVERTER HOUSING GASKET	0231
TRANSMISSION CASE	0232
O.D. CASE (4SP)	0233
REAR EXTENSION (ADAPTER)	0234
OIL PUMP	0235
FRONT OIL SEAL	0236
OIL PUMP HOUSING SEAL	0237
OIL PUMP ROTOR SET	0238
OIL PUMP GASKET	0239
BEARING RETAINER(3SP)	0240
DRUM SUPPORT (4SP)	0241
OIL PAN/VALVE COVER	0242
SIDE COVER	0243
GASKET	0244
INPUT SHAFT	0245
INTERMEDIATE SHAFT (4SP)	0246
FRONT PLANETARY CARRIER	0247
NEEDLE BEARING	0248
REAR PLANETARY CARRIER	0249
CONNECTING DRUM	0250
ONE-WAY CLUTCH	0251
FORWARD CLUTCH HUB	0252
OUTPUT SHAFT	0253
PARKING GEAR/OIL DISTRIBUTOR	0254
OUTPUT & IDLER GEAR SET	0255
DIRECT CLUTCH (4SP)	0256
LOW CLUTCH (4SP)	0257
FRONT CLUTCH ASSY	0258
FRONT/REV. CLUTCH ASSY	0259
REVERSE CLUTCH DRUM	0260
REVERSE CLUTCH ASSY	0261
REAR CLUTCH ASSY	0262
REAR/HIGH CLUTCH	0263
HIGH CLUTCH DRUM	0264
HIGH CLUTCH ASSY	0265
HIGH CLUTCH HUB	0266
FORWARD CLUTCH ASSY	0267
FORWARD CLUTCH DRUM	0268
O.D. PLANETARY CARRIER-4 SP	0269
OVERRUN CLUTCH HUB	0270
OVERRUN CLUTCH ASSY	0271
BAND SERVO	0272
BRAKE BAND	0273
LOW & REVERSE BRAKE	0274
ACCUMULATOR PISTON	0275
ACCUMULATOR (4SP)	0276
SPEEDOMETER PINION ASSY	0277
CONTROL VALVE ASSY	0278
GOVERNOR	0279
GOVERNOR SEAL RING CAP	0280
SPEEDOMETER CASE & GEAR	0281
RANGE SELECT LEVER	0282
GASKET & O-RING	0283
INHIBITOR SWITCH	0284
MANUAL SHAFT	0285
MANUAL PLATE ASSY	0286
VACUUM DIAPHRAGM	0287
O-RING SEAL	0288
REVOLUTION SENSOR	0289
DOWNSHIFT SOLENOID	0290
LOCK-UP SOLENOID	0291
SHIFT SOLENOID A	0292
SHIFT SOLENOID B	0293
O.D. CANCEL SOLENOID	0294
LINE PRESSURE SOLENOID	0295
OVERRUN CLUTCH SOLENOID	0296
LOW TEMP SENSOR	0297
PARKING ROD ASSY	0298
PARKING PAWL	0299
REVERSE LAMP SWITCH	0300
TOP/NEUTRAL SWITCH	0301
INDICATOR SWITCH-4WD	0302
NEUTRAL SWITCH	0303
TRANSMISSION CASE	0304
DRAIN PLUG	0305
DRAIN PLUG (4-WD)	0306
TRANSMISSION FRONT COVER	0307
FRONT COVER GASKET	0308
FRONT COVER/OIL INPUT SEAL	0309
CASE COVER	0310
REAR EXTENSION ASSY	0311
REAR EXTENSION OIL SEAL	0312
MAIN DRIVE GEAR	0313
OUTPUT SHAFT	0314
DRIVE GEAR BEARING	0315
ROLLER BEARING	0316
COUNTERSHAFT	0317
COUNTER GEAR	0318
INPUT SHAFT	0319
COUNTERSHAFT BEARING	0320
INPUT SHAFT BEARING	0321
ROLLER BEARING	0322
REVERSE COUNTER GEAR	0323
GEAR, 1ST SPEED	0324
MAIN GEAR (1ST)	0325
COUNTERSHAFT NUT	0326
MAINSHAFT	0327
MAINSHAFT LOCK NUT	0328
REVERSE GEAR	0329
REVERSE MAIN GEAR	0330
GEAR, 2ND SPEED	0331
MAIN GEAR (2RD)	0332
GEAR, 3RD SPEED	0333
MAIN GEAR (3RD)	0334
3RD GEAR INPUT SHAFT	0335
NEEDLE BEARING	0336
MAIN GEAR (4TH)	0337
4TH GEAR INPUT SHAFT	0338
NEEDLE ROLLERS	0339
MAINSHAFT BEARING	0340
ROLLER BEARING	0341
REVERSE IDLER SHAFT	0342
REVERSE IDLER GEAR	0343
REVERSE IDLER BEARING	0344
COUNTERSHAFT GEAR (5TH)	0345
INPUT GEAR (5TH)	0346
OVERDRIVE COUNTER GEAR	0347
MAIN GEAR (5TH)	0348
MAINSHAFT GEAR (5TH)	0349
OVERDRIVE COUNTER GEAR	0350
MAIN GEAR (5TH)	0351
MAINSHAFT GEAR (5TH) BW-T-5	0352
O.D. (5TH) MAIN GEAR	0353
SYNCHRO ASSY	0354
SYNCHRONIZER HUB	0355
SYNCHRO SLEEVE	0356
SPREAD RING	0357
INSERT SPRING	0358
SYNCHRO BAULK RING	0359
COUPLING SLEEVE	0360
INSERT	0361
SHIFTING INSERT	0362
REVERSE BAULK RING	0363
BAULK RING (1ST)	0364
BLOCKER RING (1ST)	0365
BAULK RING (2ND)	0366
BLOCKER RING (2ND)	0367
BAULK RING (3RD)	0368
BLOCKER RING (3RD)	0369
BAULK RING (4TH)	0370
BLOCKER RING (4TH)	0371
BAULK RING (5TH)	0372
BLOCKER RING (5TH)	0373
SYNCHRO RING SET (5TH)	0374
SPEEDMASTER DRIVE GEAR	0375
SPEEDOMETER PINION	0376
CHECK BALL & SPRING	0377
SHIFT ROD	0378
FORK ROD	0379
SHIFT FORK	0380
CHECK BALL & SPRING	0381
CONTROL LEVER	0382
O-RING	0383

Comprehensive warranty coverage ...

- Will keep your car operating properly for years to come.
- Will protect your investment
- Is backed by sound insurance.
- Will provide you "Peace of Mind" to know you are covered!

Over a five year period, the average person uses his/her automobile protection coverage more than any other.



The following list describes some of the parts covered under the plan you have chosen to purchase

Over 1295 Items

PART

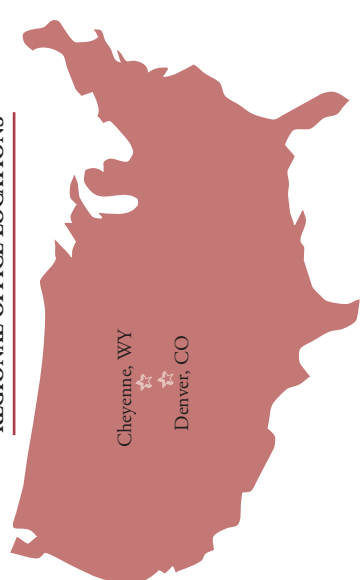
OIL CONTROL SEAL	0384
CONTROL LEVER SOCKET (4WD)	0385
SHIFT KNOB	0386
STRIKING ROD	0387
CONTROL SELECTOR ARM	0388
STRIKING LEVER	0389
TRANSFER FRONT CASE	0390
TRANSFER REAR CASE	0391
TRANSFER CENTER CASE	0392
FRONT CASE OIL SEAL	0393
MAIN GEAR	0394
DRIVESHAFT OIL SEAL	0395
RING GEAR	0396
BALL BEARING	0397
BALL BEARING (MAIN GEAR)	0398
END COVER	0399
COUNTERSHAFT	0400
COUNTER GEAR	0401
NEEDLE BEARING	0402
HYPOID GEAR	0403
COUNTER GEAR BEARING	0404
TRANSFER DRIVE SHAFT	0405
TRANSFER MAIN SHAFT	0406
LOW SPEED GEAR	0407
FRONT DRIVE SPROCKET	0408
DRIVE SHAFT BEARING	0409
REAR CASE OIL SEAL	0410
REAR COVER OIL SEAL	0411
PINION SLEEVE	0412
COUPLING SLEEVE HUB	0413
FRONT COVER OIL SEAL	0414
TRANSFER FRONT CASE	0415
TRANSFER FRONT COVER	0416
FRONT DRIVE SHAFT	0417
NEEDLE BEARING	0418
COUPLING SLEEVE	0419
COMPANION FLANGE	0420
HYPOID PINION	0421
DRIVE CHAIN	0422
SHIFT ROD	0423
SHIFT FORK	0424
FRONT SHIFT BRACKET	0425
SHIFT FORK SPRING	0426
SHIFT SHAFT	0427
SHIFT SHAFT OIL SEAL	0428
TRANSFER CONTROL LEVER	0429
CENTER CASE OIL SEAL	0430
TRANSFER SHIFT KNOB	0431
CROSS SHAFT	0432
TRANSFER PROTECTOR	0433
CONTROL ROD	0434
CONTROL ROD (FWD)	0435
ACTUATOR ASSY	0436
CONTROL ROD LOWER BRACKET	0437
SHIFT ROD TRUNNION	0438
SELECT LEVER ASSY (RWD)	0439
CROSS SHAFT LEVER	0440
LOWER CONTROL ROD	0441
SUB TRANSMISSION ROD	0442
DUST COVER (FWD)	0443
CROSS SHAFT LEVER	0444
CROSS SHAFT ASSY	0445
SUPPORT ROD (FWD)	0446
SUPPORT ROD BRACKET	0447
CROSS OVER SHAFT	0448
A/T CONTROL DEVICE	0449
COMPRESSION ROD	0450
LEVER SHAFT	0451
CONTROL LEVER	0452
RETURN SPRING	0453
INTERLOCK SOLENOID	0454
FINAL GEAR	0455
PINION BEARING	0456
COMPANION FLANGE	0457
DIFFERENTIAL SIDE OIL SEAL	0458
DIFFERENTIAL CASE	

Vehicle Protection Plan



AUTOMOBILE DEALERSHIPS
Your CSI is our number one priority.


REGIONAL OFFICE LOCATIONS



Cheyenne, WY
Denver, CO

NATIONWIDE CUSTOMER SERVICE

Your customer is only a phone call away from connecting to our national repair center network.



CUSTOMER RESPONSE PROGRAMS

Our telemarketing offices employ over 100 Customer Response Experts ready to reach out to your customer base.

FINANCIAL INSTITUTIONS

Turn key systems designed to develop fee income, promote customer satisfaction and enhance customer retention.



5095 Yukon Street
Arvada, CO 80002
(800) 531-1925 Fax (303) 420-7543
www.warrantyamerica.net

— Continued from reverse side —

PART	
FREE RUNNING HUB 4WD	0757
DRIVE CLUTCH GEAR 4WD	0758
LOCK NUT BEAM-REAR AXLE	0759
HOUSING,RR AXLE	0760
BUSHING ASSY-AXLE HOUSING	0761
REAR WHEEL HUB	0762
REAR AXLE COMPANION FLANGE	0763
REAR AXLE BEARING	0764
SEAL GREASE,RR HUB	0765
REAR AXLE OIL SEAL	0766
FRONT LEAF SPRING	0767
FRONT TORSION BAR	0768
SPRING SEAT	0769
TORQUE ARM	0770
ANCHOR ARM	0771
GLAND PACKING	0772
STRUT BEARING	0773
FRONT SUSPENSION MEMBER	0774
LINK SPINDLE	0775
LOWER LINK SPINDLE	0776
TENSION ROD	0777
TENSION/COMPRESSION ROD	0778
BUSHING	0779
TENSION ROD BUSHING	0780
TENSION ROD BRACKET	0781
TRANSVERSE LINK GUSSET	0782
BUSHING	0783
UPPER LINK BUSHING	0784
UPPER LINK ASSY	0785
UPPER LINK BRACKET	0786
LOWER LINK	0787
TRANSVERSE LINK	0788
UPPER LINK	0789
BUSHING	0790
UPPER LINK SPINDLE	0791
STEERING KNUCKLE EXTENSION	0792
FRONT STABILIZER	0793
BRACKET & BUSHING	0794
CONNECTING ROD BUSHING	0795
ROC-RR STOB. LAUNCHING	0796
BRACKET	0797
LOWER LINK ASSY	0798
LOWER LINK (RS-4WD)	0799
REAR COIL SPRING-LINK TYPE	0800
REAR SPRING (LEAF)	0801
TORSION BAR	0802
UPPER LINK	0803
PARALLEL ROD	0804
SPRING SEAT (LINK TYPE)	0805
INNER BUSHING	0806
OUTER BUSHING	0807
SPRING MOUNT BUSHING	0808
SUSPENSION ARM BUSHING	0809
SHACKLE BUSHING	0810
LOWER LINK BUSHING	0811
UPPER LINK BUSHING	0812
LOCATION PLATE	0813
LINK ASSY-RR SUSPENSION UPPER RR	0814
RADIUS ROD BUSHING	0815
SPRING MOUNT	0816
SPRING SHACKLE	0817
SPRING LOCK PLATE	0818
SPRING PAD (LEAF)	0819
LOWER LINK BRACKET	0820
SPRING SEAT (LEAF)	0821
UPPER LINK BRACKET	0822
GLAND PACKING	0823
MOUNTING INSULATOR	0824
REAR SUSPENSION MEMBER	0825
TORQUE ARRESTER	0826
STAY-RR SUSPENSION MEMBER	0827
REAR SUSPENSION MOUNT	0828
DIFFERENTIAL MOUNTING MEMBER	0829
DIFFERENTIAL MOUNTING BRACKET	0830
PARALLEL ROD BUSHING	0831
SUSPENSION BAR (MULTI-LINK)	0832
TORSION BEAM-REAR AXLE	0833
SUSPENSION ARM ASSY	0834
REAR ARM ASSY	0835
ANCHOR ARM	0836
PARALLEL ROD BOLT	0837
ANCHOR ARM SLEEVE	0838
REAR ARM BRACKET	0839
SPRING SEAT STAY	0840
BUSHING	0841
LINK DAMPER	0842
REAR STABILIZER	0843
MOUNTING BRACKET BUSHING	0844

BRAKES	
PART	
STOP LAMP SWITCH	0845
HAND BRAKE CONTROL	0846
PARKING BRAKE SWITCH	0847
RATCHET NAIL	0848
HAND BRAKE STEM	0849
PARKING BRAKE RELEASE ROD	0850
HAND BRAKE BRACKET	0851
HAND BRAKE GUIDE	0852
HAND BRAKE SPRING	0853
HAND BRAKE CONTROL LEVER YOKE	0854
HAND BRAKE LEVER	0855
CENTER LEVER BRACKET	0856
CENTER LEVER	0857
EQUALIZER	0858
HANGER STRAP/SWING ARM	0859
SWING ARM	0860
RETURN SPRING	0861
REAR CABLE ADJUSTER	0862
CALIPER YOKE	0863
FRONT CALIPER	0864
CALIPER SEAL & PISTON	0865
FRONT BAFFLE PLATE	0866
REAR CALIPER	0867
BACK PLATE CALIPER BODY	0868
EXTENSION LINK	0869
HAND BRAKE CONTROL LVR YOKE	0870
REAR BRAKE RETURN SPRING	0871
TOGGLE LEVER	0872
REAR WHEEL CYLINDER	0873
LEVER ASSY	0874
PISTON & SEAL	0875
REAR BAFFLE PLATE	0876
ADJUSTER ASSY	0877
MASTER CYLINDER	0878
OIL RESERVOIR CAP	0879
RESERVOIR SEAL	0880
LEVEL INDICATOR	0881
PISTON ASSY	0882
FLUID RESERVOIR	0883
BRAKE PIPE	0884
CONNECTOR	0885
DP/LOAD SENSING VALVE	0886
BRAKE PEDAL	0887
BRAKE PEDAL BUSHING	0888
BRAKE FULCRUM SHAFT	0889
PEDAL SHIFT SLEEVE	0890
BRAKE PEDAL SPRING	0891
BRAKE BOOSTER	0892
BRAKE BOOSTER SPACER	0893
BRAKE BOOSTER CONNECTOR	0894
VACUUM TUBE	0895
CHECK VALVE	0896
ACTIVATOR ASSY	0897

PART	
MODULE ASSY	0898
SENSOR ASSY (RR) ANTI-SKID	0899
SENSOR ASSY (FR) ANTI-SKID	0900
ANTI-SKID SPLASH GUARD	0901
ROTOR ASSY (RR) SENSOR	0902
FRONT SENSOR BRACKET	0903
ROTOR ASSY (FR) SENSOR	0904

ELECTRONIC HIGH-TECH FUEL INJECTION	
PART	
POWER VALVE ASSY	0905
POWER VALVE SOLENOID VALVE ASSY	0906
POWER VALVE SOLENOID	0907
PRESSURE REG. CONTROL	0908
ELECTRO INJECTION UNIT	0909
VENTURI CHAMBER	0910
ALTITUDE SWITCH	0911
THROTTLE CHAMBER	0912
THROTTLE LINKAGE	0913
MIXTURE HEATER	0914
DASH POT	0915
F.I.C.D. SOLENOID VALVE	0916
WAX HOLDER	0917
COLD START VALVE	0918
FUEL INJECTOR	0919
FUEL PUMP CONTROL MODULE	0920
DETONATION SENSOR	0921
VACUUM TANK	0922
VACUUM SWITCH	0923
CONTROL UNIT (ECU)	0924
CONTROL UNIT-EFI	0925
THROTTLE VALVE SWITCH	0926
WATER TEMP SENSOR	0927
AIR TEMPERATURE SENSOR	0928
CYLINDER HEAD TEMP SENSOR	0929
THERMOTIME SWITCH	0930
AIR REGULATOR	0931
VALVE	0932
PRESSURE REGULATOR	0933
PRESSURE REG. CONTROL MODULE	0934
PRESSURE PUMP	0935
AIR FLOW METER	0936
AIR FLOW METER BRACKET	0937
VACUUM CONTROL VALVE	0938
MAIN RELAY	0939
DROPPING RESISTOR	0940
EFI RELAY	0941
MAIN & FUEL PUMP RELAY	0942
CRANK ANGLE SENSOR	0943
EFI HARNESS	0944
MIXTURE HEATER RELAY	0945

EMISSION CONTROLS	
PART	
PCV VALVE	0946
EGR CONTROL VALVE	0947
EGR PASSAGE	0948
EXHAUST TEMP SENSOR	0949
BPT VALVE	0950
A.E.V. UNIT CASE	0951
A.I.V. TUBE	0952
AIR INJECTION PIPE	0953
AIR CONTROL VALVE	0954
A.B. VALVE	0955
AIR INJECTION VALVE	0956
A.I.V. BOX	0957
THERMAL VACUUM VALVE	0958
SCV SOLENOID VALVE	0959
EPC VALVE	0960
EGR SOLENOID VALVE	0961
VACUUM CUT SOLENOID	0962
A.I.V. SOLENOID VALVE	0963
EGR MIXTURE SOLENOID	0964
SPARK SLEY VALVE	0965
FUEL CUT SOLENOID	0966
ENGINE REVOLUTION SWITCH	0967
DETONATION SENSOR	0968
DETONATION CONTROL UNIT	0969
EGR WATER TEMP SENSOR	0970
EGR VACUUM CONTROL VALVE	0971
THROTTLE VALVE SWITCH	0972
O2 SENSOR	0973
EGR CONTROL UNIT	0974
FUEL SHUT OFF CLUTCH SWITCH	0975
EGR RESERVOIR TANK	0976

ACCESSORIES	
PART	
V.S.S. ELECTRONIC MODULE	0977
V.S.S. STATUS PANEL	0978
V.S.S. HARNESS	0979
V.S.S. PIN SWITCH	0980

BODY ELECTRICAL	
PART	
O.D. CANCEL SWITCH	0981
MAIN HARNESS	0982
ENGINE HARNESS	0983
INSTRUMENT HARNESS	0984
BODY HARNESS	0985
TAIL HARNESS	0986
CHASSIS HARNESS	0987
CONSOLE HARNESS	0988
ENGINE SUB-HARNESS	0989
TAIL GATE HARNESS	0990
ROOM LAMP HARNESS	0991
AIR BAG HARNESS	0992
DOOR HARNESS	0993
REAR WINDOW DEFROSTER	0994
DEFROSTER WIRING	0995
VOLT METER	0996
GAUGE ASSEMBLY	0997
SPEEDOMETER	0998
TACHOMETER	0999
FUEL GAUGE	1000
OIL PRESSURE GAUGE	1001
ODOMETER/TRIP METER	1002
COOLANT TEMP GAUGE	1003
HEAD-UP DISPLAY UNIT	1004
PRINTED CIRCUIT	1005
WARNING DISPLAY	1006
SPEEDOMETER CABLE	1007
WARNING DISPLAY AMPLIFIER	1008
TAIL GATE SWITCH	1009
LIGHTING/COMBO SWITCH	1010
RETRACTABLE HEAD LAMP SWITCH	1011
RELAY-TAIL GATE RELEASE	1012
HEADLAMP RELAY	1013
REAR DEFROST RELAY	1014
HORN RELAY	1015
INSTRUMENT PANEL SWITCH	1016
IGNITION RELY	1017
INHIBITOR RELAY	1018
HEADLAMP DIMMER RELAY	1019
ASCD RELAY RELAY-REAR WIPER	1020
STARTER RELAY	1021
ASCD VACUUM PUMP RELAY	1022
INTERLOCK EMERGENCY RELAY	1023
POWER WINDOW RELAY	1024
CLUTCH RELAY	1025
MULTI-REMOTE CONTROL RELAY	1026
HEADLAMP CLEANER SWITCH	1027
ASCD HOLD RELAY	1028

PART	
SWITCH KNOB	1029
HEADLAMP DAYTIME RELAY	1030
RELAY-N&P	1031
ILLUMINATION CONTROL	1032
ASCD CLUTCH SWITCH	1033
ASCD STOP SWITCH	1034
CIGARETTE LIGHTER	1035
REAR DEFROST SWITCH	1036
DOOR SWITCH	1037
DOOR LOCK SWITCH	1038
BACK DOOR UNLOCK SWITCH	1039
FOG LAMP SWITCH	1040
TRUNK LID OPENER SWITCH	1041
DOOR LOCK SWITCH	1042
INTERLOCK EMERGENCY SWITCH	1043
CLUTCH INTERLOCK SWITCH	1044
FUSIBLE LINK HOLDER	1045
HEADLAMP SENSOR UNIT	1046
TAIL & STOP LAMP SENSOR	1047
FLASHER UNIT & RELAY	1048
METER POWER UNIT	1049
SEAT BELT WARNING TIMER	1050
BRUSH ASSEMBLY	1051
REAR WIPER/WASHER SWITCH	1052
HEAT MIRROR SWITCH	1053
VOICE WARNING SWITCH	1054
TRANSMITTER	1055
RECEIVER	1056
GLOVE BOX SWITCH	1057
POWER WINDOW MAIN SWITCH	1058
POWER WINDOW SUB SWITCH	1059
HAZARD SWITCH	1060
SPEED SENSOR	1061
VOICE WARNING UNIT	1062
DISPLAY UNIT	1063
CONTROL UNIT	1064
POWER UNIT	1065
DRIVE COMPUTER DISPLAY	1066
RETRACTABLE HEADLAMP MOTOR	1067
HORN WARNING CHIME/BUZZER	1068
KEYLESS ENTRY BUZZER	1069
WIPER ARM	1070
REAR WIPER ARM	1071
SWITCH-REAR SIDE WINDOW/CLOCK	1072
WASHER NOZZLE	1073
REAR WIPER NOZZLE	1074
WIPER WASHER TANK	1075
REAR WIPER TANK	1076
WASHER TANK LEVEL SENSOR	1077
HEADLAMP CLEANER PUMP	1078
HEADLAMP CLEANER T-VALVE	1079
HEADLAMP CLEANER TANK	1080
HEADLAMP CLEANER NOZZLE	1081
ANTENNA SWITCH	1082
REMOTE CONTROL RADIO SWITCH	1083
REAR AUDIO PANEL	1084
REAR DEFOGGER CONDENSOR	1085
ASCD ACTUATOR	1086
ASCD SERVO VALVE	1087
ASCD CONTROLLER	1088
ASCD MAIN SWITCH	1089
RETRACTABLE HEADLAMP TIMER	1090
ASCD SOLENOID VALVE	1091
TIMER-OIL LEVEL	1092
DOOR LOCK TIMER	1093
REAR DEFROST TIMER	1094
INTERIOR LAMP TIMER	1095
ANTENNA TIMER	1096
P/S CONTROL UNIT	1097
WIPER RELAY	1098
POWER WINDOW AMPLIFIER	1099
TIME CONTROL UNIT	1100
LIGHTING CONTROL	1101
LIGHTING SENSOR	1102
THEFT WARNING CONTROL UNIT	1103
THEFT WARNING SUB-CONTROL	1104
THEFT WARNING RELAY	1105
SMART ENTRANCE CONTROL UNIT	1106
KEYLESS ENTRY CONTROL UNIT	1107
REAR WIPER MOTOR	1108
WASHER MOTOR	1109
REAR WIPER MOTOR	1110
WIPER MOTOR	1111
INTERMITTENT WIPER AMP	1112
WIPER MOTOR ARM	1113
WIPER CONNECTING ROD	1114
PIVOT ASSY	1115
ASCD SPEED SENSOR	1116
HOOD SWITCH	1117
DOOR LOCK ACTUATOR	1118
FRONT REGULATOR MOTOR	1119
REAR REGULATOR MOTOR	1120
REAR SIDE WINDOW MOTOR	1121
ASCD VACUUM PUMP	1122

BODY	
PART	
ACCELERATOR PEDAL	1125
BELL CRANK ASSY	1126
SUN ROOF HARNESS	1127
SUNROOF SLIDE SWITCH	1128
SUN ROOF RELAY	1129
MIRROR HEAT RELAY	1130
BACK DOOR HATCH OPENER SWITCH	1131
REMOTE MIRROR SWITCH	1132
MIRROR HEAT SWITCH	1133
AIR GUIDE	1134
HOOD HINGE	1135
HOOD STAY	1136
HOOD LOCK	1137
HOOD LOCK CABLE	1138
SUN ROOF MOTOR GUIDE BRACKET	1139
SUN ROOF LIMIT SWITCH	1140
SUN ROOF MOTOR	1141
SUN ROOF STRIKER	1142
FEMALE LOCK	1143
ROOF PANEL HINGE	1144
SEAT BELT/ANCHOR STAY	1145
REAR SEAT BACK CENTER SUPPORT	1146
REAR SIDE WINDOW HINGE	1147
REAR SIDE WINDOW HANDLE	1148
UPPER RAIL GUIDE	1149
REAR RAIL GUIDE	1150
FUELING STOPPER ASSY	1151
TRUNK LID SWITCH	1152
FUEL FILLER LID OPENER	1153
FRONT DOOR HINGE	1154
DOOR STOPPER LINK	1155
FRONT LOCK	1156
LOCK KNOB ROD	1157
REMOTE CONTROL ROD	1158
KNOB ROD PROTECTOR	1159
LOCK STRIKER	1160
LOCK KNOB	1161
FRONT OUTSIDE HANDLE	1162
HANDLE ROD	1163
FRONT INSIDE HANDLE	1164
FRONT WINDOW REGULATOR	1165
REAR DOOR HINGE	1166
UPPER MALE DOVETAIL	1167
UPPER FEMALE DOVETAIL	1168
REAR LOCK ASSY	1169

PART	
LOCK KNOB ROD	1170
REMOTE CONTROL ROD	1171
AUTO DOOR LOCK ACTUATOR	1172
LOCK STRIKER	1173
LOCK KNOB	1174
REAR OUTSIDE HANDLE	1175
HANDLE ROD	1176
REAR INSIDE HANDLE	1177
REAR WINDOW REGULATOR	1178
REGULATOR HANDLE	1179
SLIDE DOOR LOCK ASSY	1180
REAR SIDE WINDOW REGULATOR	1181
REMOTE CONTROL ROD	1182
OUTSIDE HANDLE	1183
INSIDE HANDLE	1184
REGULATOR WIRE	1185
SLIDE DOOR ROLLER	1186
SLIDE DOOR LINK	1187
DECK LID LOCK STRIKER	1188
LID OPENER LEVER	1189
DECK LID LOCK	1190
TRUNK OPENER SOLENOID	1191
DECK LID HINGE	1192
DECK LID TORSION BAR	1193
RR BUMPER SHOCK ABS/STAY	1194
BLACK DOOR LOCK & HANDLE	1195
GLASS HATCH OPENER ACTUATOR	1196
TAIL GATE WEDGE/DOVETAIL	1197
TAILGATE HANDLE	1198
ELECTRIC DOOR MIRROR	1199

INTERIOR	
PART	
BODY SONIC RELAY	1200
AIRBAG CONTROL UNIT	1201
B	